

FCC Warning:

This device complies with Part 15 of the FCC Rules. Operation is subject to the following two conditions: (1) This device may not cause harmful interference, and (2) this device must accept any interference received, including interference that may cause undesired operation. Any Changes or modifications not expressly approved by the party responsible for compliance could void the user's authority to operate the equipment.



Grandstream Networks, Inc.

126 Brookline Ave, 3rd Floor
Boston, MA 02215. USA
Tel : +1 (617) 566 - 9300
Fax: +1 (617) 249 - 1987
www.grandstream.com



FCC ID: YZZ-DP720

For Warranty and RMA information, please visit
www.grandstream.com



DP720

DECT Cordless HD Handset

Quick Installation Guide

Content

English.....	1
Español.....	5
Français.....	9
Deutsch.....	13
Italiano.....	17
Русский.....	21
Português.....	25
Polski	29

The DP720 is not pre-configured to support or make emergency calls to any type of hospital, law enforcement agency, medical care unit ("Emergency Service(s)") or any other kind of Emergency Service. You must make additional arrangements to access Emergency Services. It is Your responsibility to purchase SIP-compliant Internet telephone service, properly configure the DP720 to use that service, and periodically test your configuration to confirm that it works as You expect. If You do not do so, it is Your responsibility to purchase traditional wireless or landline telephone services to access Emergency Services.

GRANDSTREAM DOES NOT PROVIDE CONNECTIONS TO EMERGENCY SERVICES VIA THE DP720. NEITHER GRANDSTREAM NOR ITS OFFICES, EMPLOYEES OR AFFILIATES MAY BE HELD LIABLE FOR ANY CLAIM, DAMAGE, OR LOSS, AND YOU HEREBY WAIVE ANY AND ALL SUCH CLAIMS OR CAUSES OF ACTION ARISING FROM OR RELATING TO YOUR INABILITY TO USE THE DP720 TO CONTACT EMERGENCY SERVICES, AND YOUR FAILURE TO MAKE ADDITIONAL ARRANGEMENTS TO ACCESS EMERGENCY SERVICES IN ACCORDANCE WITH THE IMMEDIATELY PRECEDING PARAGRAPH.

PRECAUTIONS

- Do not attempt to open, disassemble, or modify the device.
- Do not use a third party power adapter.
- Do not expose the device to temperatures outside the range of -10 °C to 50 °C (14F to 122F).
- Do not expose the DP720 at environments outside of the humidity range of 10-90% RH (non-condensing).

OVERVIEW

The DP720 is a DECT cordless IP phone that allows users to mobilize their VoIP network throughout any business, warehouse, retail store and residential environment. It is supported by Grandstream's DP750 and DP752 DECT VoIP base stations and delivers a combination of mobility and top-notch telephony performance. Up to five DP720 handsets are supported on each base station while each DP720 supports a range of up to 300 meters outdoors and 50 meters indoors from the base station. It touts a suite of robust telephony features including support for up to 10 SIP accounts per handset, full HD audio, a 3.5mm headset jack, push-to-talk, a speakerphone and more. When paired with Grandstream's DECT Base Stations, the DP720 offers a powerful cordless DECT solution for any business or residential user.

DP720 PACKAGE CONTENTS



1x DP720 Handset



2 x Rechargeable Batteries



1x 5V Power Adapter



1x Charging Station

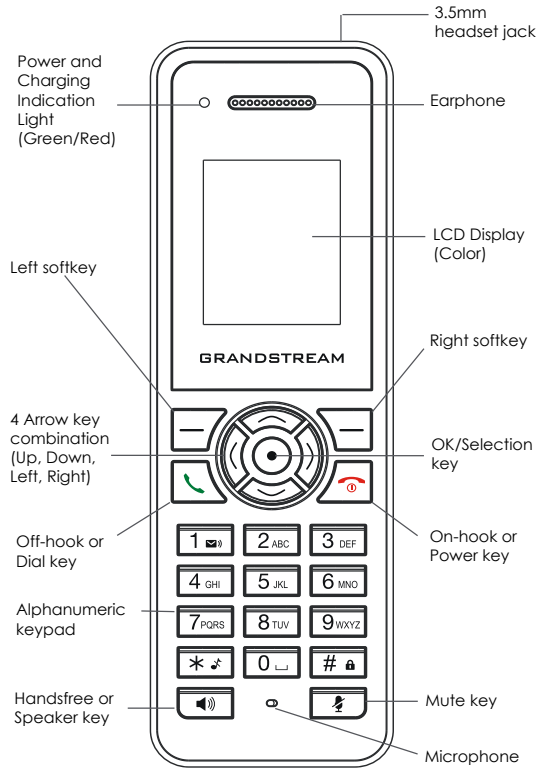


1x Handset Belt Clip



1x Quick Installation Guide

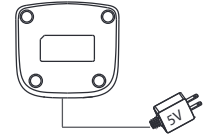
DP720 HANDSET DESCRIPTION



SETTING UP DP720

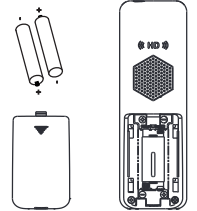
Charging Station:

Plug the power supply plug into a power source socket to start using the charging station.



Handset:



- Open the battery compartment.
- Insert the batteries with correct polarity (+ and -).
- Close the battery compartment.



Note: Please charge the battery fully before using the handset for the first time.

SUBSCRIBE DP720 HANDSET TO DP750/DP752 BASE STATION

1. Open Subscription

- Access DP750/DP752 Web GUI and press subscribe 
- Or, Press Subscribe/Page button on DP750/DP752 base station. 

2. Handset Registration

1. Access to DP720 menu → Registration → Register.
2. Select "Base 1" and press "Subscribe" softkey.
3. DP720 will search for nearby base stations and will display RFPi code and base station name of the discovered DP750/DP752.
4. Press "Subscribe" to pair with displayed DP750/DP752.

Refer to online documents and FAQ
for more detailed information:
<http://www.grandstream.com/our-products>